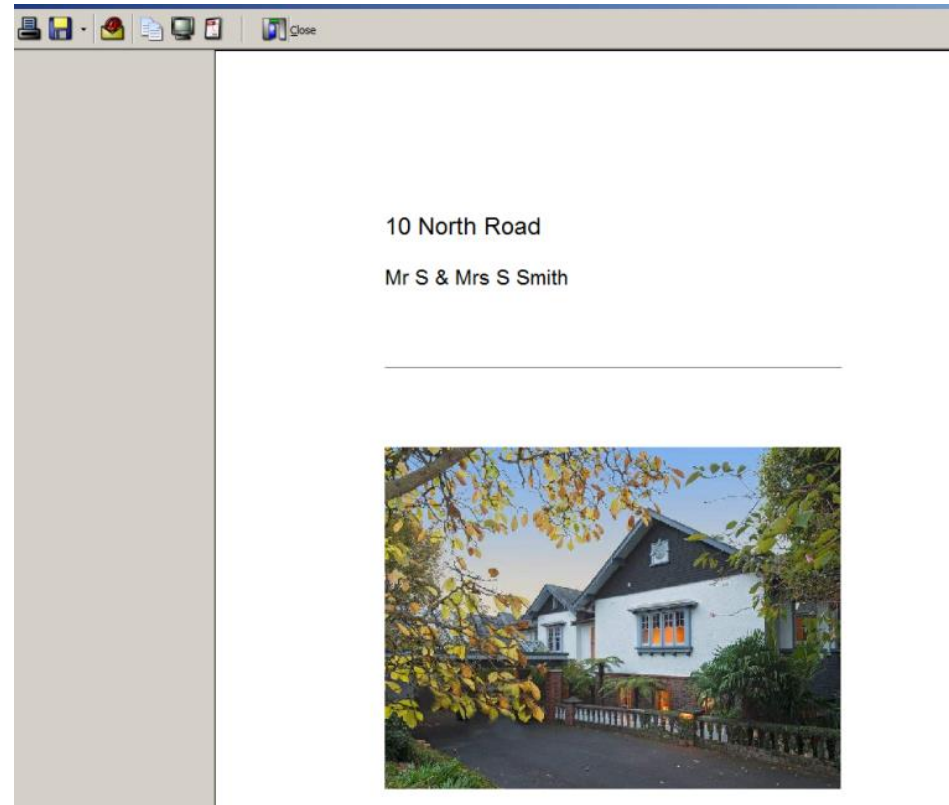


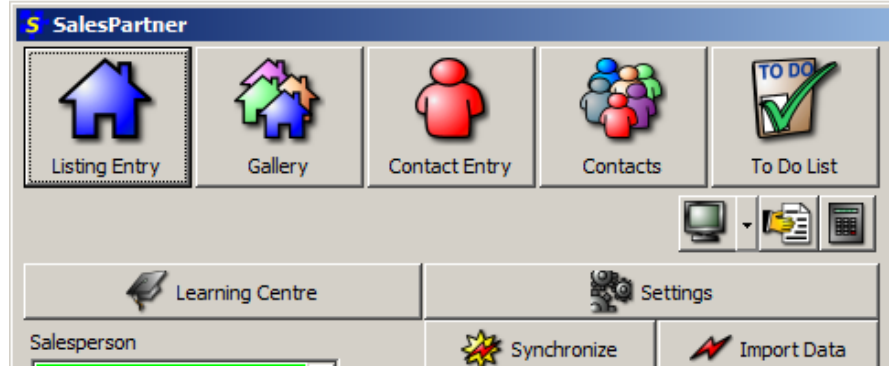


Appraisal

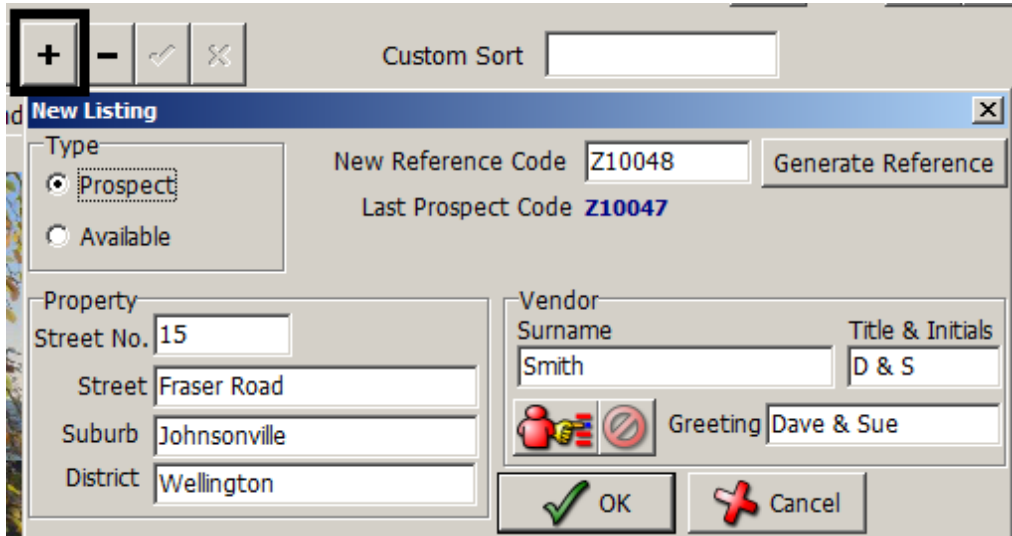
Create your Appraisal presentation



1. Open Listing Entry



2. Enter or lookup your prospect



listing

- Enter listing details
- Paste a photo into Picture 1 (optional)
- Click *Print Reports*



S Listing Entry


Ref. Search: 15 Fraser Road
 Beds

Ref **Z10048**
 By Negotiation

Dave & Sue

Custom Sort

Address Vendor Listing Advert Features Activity Photos Photos 2 Media

1  2 3 5

- Edit
- Add Extra Images
- View
- Delete
- Swap with
- Fix Aspect Ratio (make 4:3)
- Quick Resize
- Add To Media
- Create QRCode
- Get From Web
- Copy
- Paste













- Click on the *Listing Kit* tab
- Double click on *Appraisal*
- Enter the likely sale price*

*enter numerals only, no commas or "\$"

S Edit Heading [minimize] [maximize] [close]

650000 54

OK Cancel

Flyer	DL Cards	Listing Kit	A3	Activity	Page 2
 Cover page	 Preparation	 Survey	 Open homes		
 Advertising	 Your salesperson	 Selling facts	 Home staging		
 Promotion	 Deadline marketing	 Client Care Rules 2012	 Appraisal		

Your Appraisal is ready

- Click *Print* or *Save*

